



District Report Card: 2017


State: Haryana	District: Palwal
Class: 8	Subject: Language
Schools: 51	Students: 1153


Participation/Coverage


Students

<div>GENDER</div> <div></div>	Boys				Girls			
	Number		%		Number		%	
	494		42.84		659		57.16	

<div>AREA</div> <div></div>	Rural				Urban			
	Number		%		Number		%	
	1011		87.68		142		12.32	

<div>CATEGORY</div> <div></div>	SC		ST		OBC		GEN	
	Number	%	Number	%	Number	%	Number	%
	492	42.67	0	0.00	455	39.46	206	17.87

<div>CWSN</div> <div></div>	LD	VI	HI	S&LD	ID	Oth
	6	6	4	5	5	7

<div>Management</div> <div></div>	Government			Government-aided		
	Number		%	Number		%
	1153		100.00	0		0.00

Average Performance of Students in Language (%)

Overall	Gender		Area		Management		Social Group			
	Male	Female	Rural	Urban	Govt.	Aided	SC	ST	OBC	GEN
53.48	52.36	54.31	53.87	50.66	53.48	0.00	54.46	0.00	50.65	57.38

Performance on Learning Outcomes (LOs)

Learning Outcomes	Description	Average Performance(%)
L813	Read textual/non-textual materials with comprehension and identifies the details, characters, main idea and sequence of ideas and events while reading	53.48

Range of Performance of Students who Answered Correctly							
Below 30%		30% - 50%		50% - 75%		Above 75%	
Number	%	Number	%	Number	%	Number	%
166	14.40	307	26.63	510	44.23	170	14.74

Lowest Performing Learning Outcomes (LOs)

1 - Read textual/non-textual materials with comprehension and identifies the details, characters, main idea and sequence of ideas and events while reading (53.48)